



NEWSletter

INVESTING IN OUR INFRASTRUCTURE FOR THE COMMUNITY OF TODAY AND TOMORROW

Serving Your Community Since 1924

DISPONIBLE EN ESPAÑOL



RECYCLED WATER COMING 2023

The Recycled Water Project will deliver 55-acre feet of local recycled water for irrigation use. Additionally, it will aid in reducing the need for imported water for groundwater replenishment and will reduce our need for higher-priced imported water.



WHO IS ELIGIBLE FOR RECYCLED WATER?

LPVCD will identify customers who are located within the area shown above as capable of receiving service from LPVCD's recycled water system and will determine the feasibility of providing recycled water service to these customers.

STATEWIDE BAN ON NON-FUNCTIONAL TURF IRRIGATION



The statewide ban on non-functional turf irrigation applies to commercial, industrial, and institutional properties.



NON-FUNCTIONAL TURF

Defined by the state as “turf that is solely decorative and not regularly used for human recreational purposes or for civic or community events.”



AREAS OF TURF EXEMPTIONS

- The turf is used for human recreation, civic purposes, sports or play.
- The turf is irrigated with recycled water.
- The turf is at a residential location, not at a commercial, industrial, or institutional location. The exception to this is common areas in Homeowners Association (HOA) sites. Unless one of the above exemptions applies, HOA common areas are included in this turf irrigation ban.



QUESTIONS

Further details about the emergency drought regulations are available on the State Water Board's website at bit.ly/conservationreg or for any general questions regarding the stateside ban, please contact our office at 626-330-2126.

LPVCWD'S WATER-WISE INVESTMENTS



YOUR RATE DOLLARS HARD AT WORK

La Puente Valley County Water District is committed to enhancing our water system through wise, sound investments in Capital Improvement Projects. These investments will ensure that we deliver high-quality water to our customers now and in the future.

Current project highlights include:

Banbridge Pump Station

Status: Completed 2018

Project Cost: \$220,000

Description: The District rehabilitated an aging, inefficient pump station by replacing the pumping system to improve the reliability of service in its Service Zone 3.



5th Street Waterline Improvement Project

Status: Completed 2019

Project Cost: \$187,000

Description: The District installed approximately 600 feet of 12-inch waterline to improve reliability and fire flow capacity on 5th Street and Workman Avenue.

Well No. 5 Rehabilitation Project

Status: Completed 2020

Project Cost: \$180,000

Description: The District replaced the pumping equipment in its Well No. 5, which is the District's primary source of supply. This project extends the life of the well and improves the efficiency of the pumping equipment.

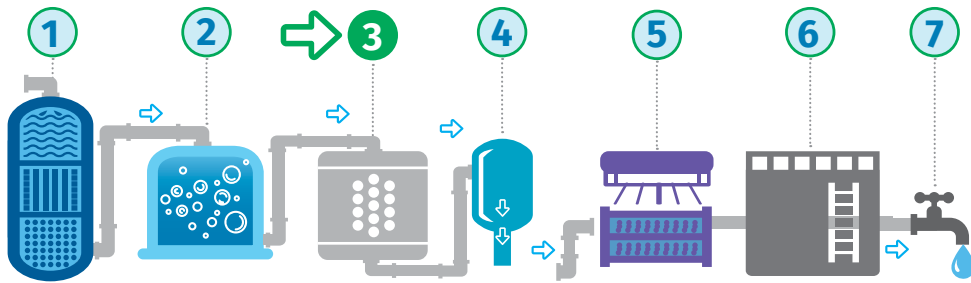




OUR COMMITMENT TO A SAFE AND RELIABLE DRINKING WATER SUPPLY

NITRATE TREATMENT PROJECT

The District is working on completing the nitrate treatment project to continue to provide a reliable water supply into the future. Nitrate is a widespread contaminant in groundwater that is largely associated with historical farming practices and the use of fertilizer in agricultural fields. The District is committed to removing nitrates with an innovative regenerable ion exchange treatment process designed specifically to remove nitrate. Currently, the construction of the project is near 60% complete and is anticipated to be completed by the end of 2022. The nitrate treatment system is expected to be fully permitted and operational by summer of 2023.



- 1. Air Stripping Towers remove Volatile Organic Compounds (VOCs) to below detection levels.
- 2. A single pass ion exchange system uses resin specifically manufactured to remove perchlorate.
- 3. A regenerable ion exchange system uses resin specifically manufactured to remove nitrate
- 4. A hydrogen peroxide injection system injects hydrogen peroxide in preparation for the UV reactors.
- 5. UV reactors treat for NDMA and 1, 4-Dioxane.
- 6. Water exiting the facility is chlorinated to provide a disinfectant residual in the water system.
- 7. Treated water then enters the water system and is delivered to your home.

GROUNDWATER TREATMENT PROJECT: PVOU-IZ TREATMENT FACILITY

Now that the treatment plant has been constructed, the next stage of the project requires demonstration of the treatment plants' ability to treat impaired water from seven wells to meet or exceed all federal and state drinking water standards for potable drinking water.

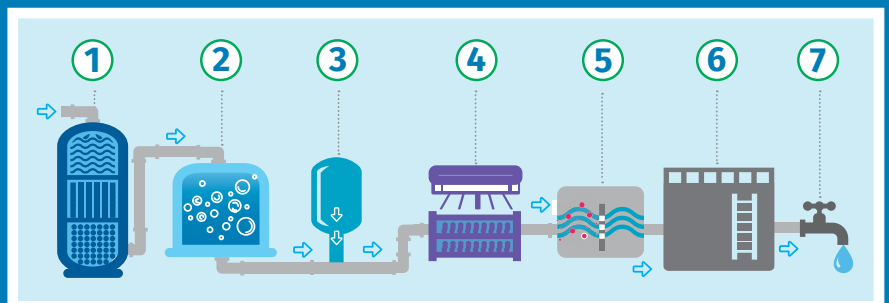
Upon completion of the proving out stages, supporting data will be submitted to the State Water Resources Control Board – Division of Drinking Water for review and approval. Once an approved operating permit is issued, we can then begin serving water to the community from this new resource.



resource.

The completion of this project makes great strides for future generations and our commitment to a high-quality, reliable water supply.

- 1. **Liquid-phase granular activated carbon (LGAC)**
Liquid-phase granular activated carbon (LGAC) vessels for treatment of volatile organic compounds (VOCs)
- 2. **Single pass ion exchange (SPIX)**
Ion exchange (IX) resin vessels for treatment of perchlorate
- 3. **Hydrogen peroxide injection**
A hydrogen peroxide injection system injects hydrogen peroxide in preparation for the UV reactors
- 4. **UV reactors**
Ultraviolet oxidation (UV/Ox) system for treatment of 1,4-dioxane
- 5. **Reverse Osmosis**
Reverse osmosis (RO) membrane system for removal of total dissolved solids and inorganics.
- 6. **Chlorination**
Water exiting the facility is chlorinated to provide a disinfectant residual in the water system.
- 7. **Enters water system**
Treated water enters the water system and is delivered to your home.



FALL IN LOVE WITH SAVING WATER: TOP 3 AUTUMN OUTDOOR IRRIGATION TIPS

Fall in Southern California brings cooler mornings and nights and reminds us to dial back our outdoor water use. Together, we can save water and observe the District's Stage 2 Water Supply Emergency and Permanent Water Conservation Measures.

Here are LPVCWD's top three outdoor irrigation tips for this season:



TIP 1

Water only in the morning and evening on designated days as required by the District. In addition, outdoor landscaping needs less water due to cooler temperatures.

- No outdoor irrigation from 9 a.m. to 5 p.m.
- Water only on Monday and Friday.



TIP 2

Fix leaks and stop outdoor water waste.

- Repair leaks within 3 days after receiving a notice from LPVCWD.
- Stop water runoff to sidewalks and streets.
- Don't water public street medians.
- Use a broom to sweep sidewalks, driveways and hardscapes.
- Turn sprinklers off during rain and keep them off for 48 hours after rainfall.



TIP 3

Convert to high-efficiency irrigation equipment and save up to 131 gallons/day.

Gear up for fall with watering tips, tools, rebates and more at lapuentewater.com/water-conservation.



ENAMORATE DEL AHORRO DE AGUA: LOS 3 MEJORES CONSEJOS PARA EL RIEGO DE EXTERIORES EN OTOÑO

El otoño en el sur de California trae mañanas y noches más frías y nos recuerda que debemos reducir nuestro uso de agua en el exterior. Unidos, podemos ahorrar agua y observar la Etapa 2 de Emergencia de Suministro de Agua del Distrito y las Medidas Permanentes de Conservación del Agua.

Estos son los tres principales consejos de LPVCWD para el riego de exteriores en esta temporada:



CONSEJO 1

Riegue sólo por la mañana y por la noche en los días señalados por el Distrito. Además, los jardines exteriores necesitan menos agua debido a las temperaturas más frescas.

- No se puede regar al aire libre de 9 a.m. a 5 p.m.
- Riegue sólo lunes y viernes.



CONSEJO 2

Arregle las goteras y ponga fin al derroche de agua en el exterior.

- Repare las goteras en un plazo de 3 días tras recibir un aviso de LPVCWD.
- Detenga el escurrimiento de agua hacia las aceras y las calles.
- No riegue los camellones de las vías públicas.
- Use una escoba para barrer las aceras, caminos de entrada y áreas sin césped/sin jardín.
- Apague los aspersores durante la lluvia y manténgalos apagados 48 horas después de la lluvia.



CONSEJO 3

Cambie a un equipo de riego de alta eficiencia y ahorre hasta 131 galones por día.

Prepárese para el otoño con consejos de riego, herramientas, descuentos y mucho más en lapuentewater.com/water-conservation.





112 N. First Street
La Puente, CA 91744
(626) 330-2126
www.lapuentewater.com

PRSR STD
U.S. POSTAGE
PAID
ONTARIO, CA
PERMIT #





BOARD OF DIRECTORS (JUNTA DIRECTIVA)

William R. Rojas, *President (Presidente)*
Henry P. Hernandez, *Vice President (Vicepresidente)*
David E. Argudo, *Director*
John P. Escalera, *Director*
Cesar J. Barajas, *Director*

BOARD MEETINGS (REUNIONES DE LA JUNTA DIRECTIVA)

2nd and 4th Monday at 5:30 p.m. (2º y 4º lunes a las 5:30 p.m.)
112 N. First Street, La Puente

CONNECT WITH US (CONÉCTESE CON NOSOTROS)

-  Office Hours (*Horario de oficina*):
Monday through Thursday (*lunes a jueves*): 7:30 a.m. to 4:00 p.m.
Friday (*viernes*): 7:00 a.m. to 3:30 p.m.
-  Phone: 626-330-2126 (*Teléfono*)
-  Email: service@lapuentewater.com (*Correo electrónico*)
-  Website: LaPuenteWater.com (*Página Web*)

FOLLOW US ON INSTAGRAM (SÍGANOS EN INSTAGRAM)

Stay up-to-date on the latest District news via our Instagram account! [@LAPUENTEWATER](https://www.instagram.com/LAPUENTEWATER)
(¡Manténgase al día con las últimas noticias del Distrito por nuestra cuenta de Instagram!) [@LAPUENTEWATER](https://www.instagram.com/LAPUENTEWATER)



FOR MORE PROJECT INFORMATION AND
TO LEARN MORE ABOUT OUR DISTRICT,
VISIT LAPUENTEWATER.COM.

PARA MÁS INFORMACIÓN DE PROYECTOS
Y PARA CONOCER MÁS SOBRE NUESTRO
DISTRITO, VISITE LAPUENTEWATER.COM.